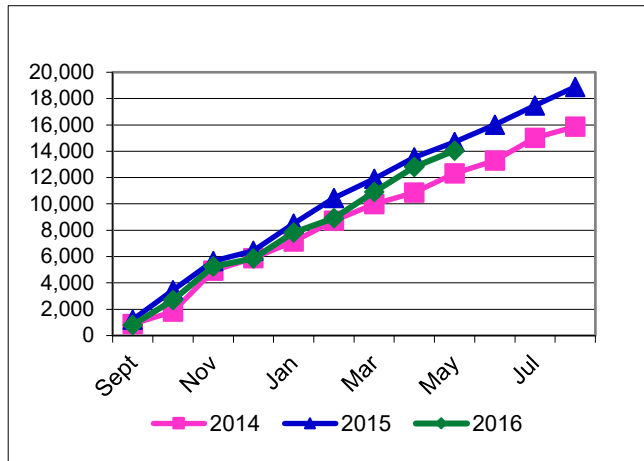
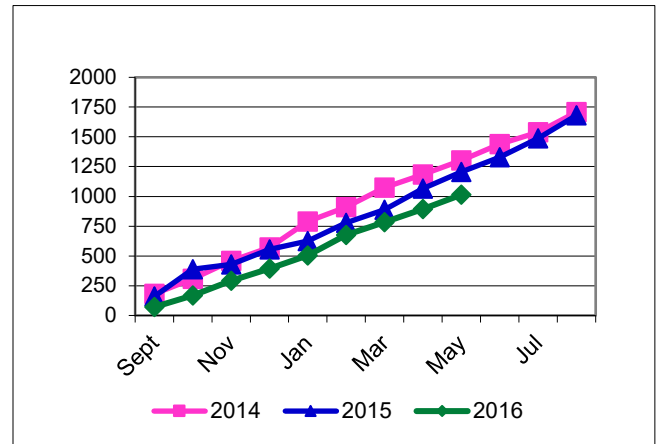


# Enforcement Report to the Commission for May 2016 FY16 Year-to-Date Totals

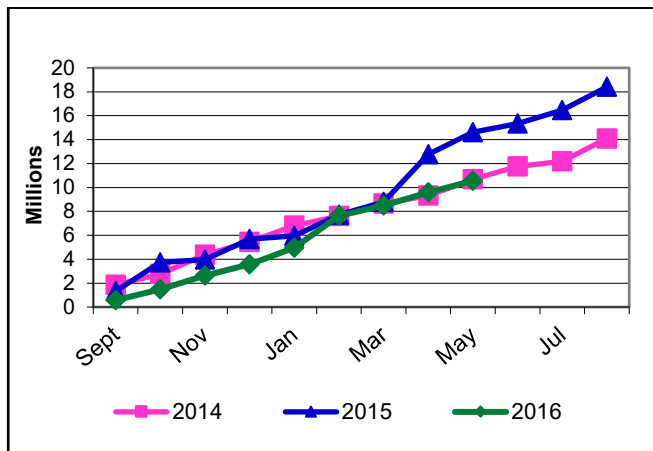
**Figure 1: Number of NOV's**



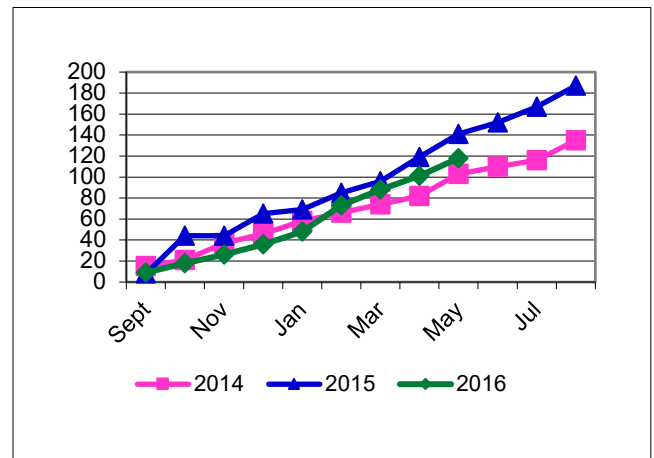
**Figure 2: Number of Effective Orders**



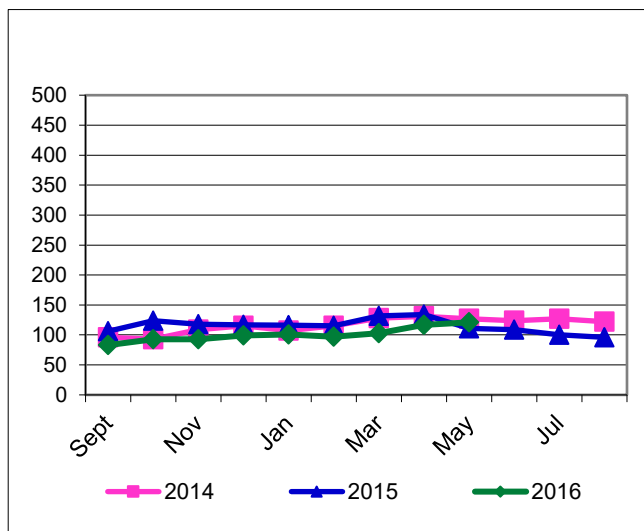
**Figure 3: Assessed Penalties**



**Figure 4: Supplemental Environmental Projects**



**Figure 5: Number of Backlogged Orders**



**Figure 6: Summary**

For fiscal year 2016 through **May**, TCEQ has:

- Issued **14,053** Notices of Violation
- Issued **1,014** Administrative Orders (see <http://www2.tceq.texas.gov/epic/eenf/>);
- Assessed **\$10,553,367** in administrative penalties; and
- Approved **118** Supplemental Environmental Projects.

Judgments have been received on **20** cases referred by TCEQ to the Attorney General and the AG has **215** TCEQ cases pending. AG actions typically take from 6 months to 5 years from referral to judgment. For a complete list of court orders from TCEQ referrals, go to: <http://www.tceq.state.tx.us/assets/public/compliance/enforcement/penenfac/CourtOrdersIssued.pdf>

**Enforcement Report to the Commission for May 2016  
FY16 Year-to-Date Totals**

**Programs Summary:**

<b>PROGRAMS</b>	<b>Notices of Violation</b>	<b>Effective Orders</b>	<b>Assessed Penalties</b>
AGRICULTURE	42	0	\$0
AIR	819	150	\$4,370,278
DAM SAFETY	0	0	\$0
DRY CLEANERS	0	1	\$750
INDUSTRIAL & HAZARDOUS WASTE <sup>1</sup>	140	17	\$260,168
MUNICIPAL SOLID WASTE	196	41	\$294,166
OCCUPATIONAL CERTIFICATION	59	26	\$23,187
PETROLEUM STORAGE TANKS	651	236	\$1,915,128
PUBLIC WATER SUPPLY <sup>2</sup>	10,986	224	\$233,907
WATER RIGHTS <b>YTD Complaints = 97</b>	64	7	\$6,394
WATER QUALITY <sup>3</sup>	937	257	\$2,652,569
MULTI-MEDIA	159	55	\$796,820
<b>YTD TOTALS</b>	<b>14,053</b>	<b>1,014</b>	<b>\$10,553,367</b>
<b>FY15 Total for Year</b>	<b>18,893</b>	<b>1,681</b>	<b>\$18,405,038</b>
<b>FY14 Total for Year</b>	<b>15,865</b>	<b>1,708</b>	<b>\$14,091,165</b>

**Year-to-Date Summary:**

<b>YTD Penalty Summary</b>	
Total Deferred Penalties	\$1,739,607
Total Penalties to SEP	\$2,301,823
Total Payable Penalties	\$6,511,937
<b>YTD Case Status Summary</b>	
Attorney General (AG) Judgments	20
Pending AG Cases	215
Pending TCEQ Cases	1,331
Backlogged Cases	121
Resolved Cases	131
Orders Being Tracked	2,124

<sup>1</sup> Includes radioactive waste and underground injection control cases

<sup>2</sup> Includes Notices of Violation based on self-reported data

<sup>3</sup> Includes Notices of Violation based on self-reported data