



TCEQ Oil and Gas Industry Emissions Event Workshop

STEERS Demonstration

Texas Commission on Environmental Quality



October 31, 2019

Presentation Outline

1. Setting up a STEERS Account
2. Air Emissions and Maintenance Event (AEME) Reporting
3. Reports of Air Emission Events; What information is available on-line
4. Texas Audit Act

Setting up a STEERS Account



Remember this slide from before:

The Initial STEERS Report

- Submit the initial report via the State of Texas Environmental Electronic Reporting System (STEERS), within 24 hours of discovery of the event.
- Meet the reporting requirements of 30 TAC §101.201(a).
- Regulated Entity number, common name of unit/area/facility involved, date and time of discovery, duration, best know cause of the event, pollutants involved and amounts that equaled or exceeded a RQ, actions taken, etc.

What is STEERS?

- Portal for accessing various web-based reporting programs such as:
 - Air New Source Review Registrations
 - Air Emissions Inventory Reporting System (AEIR) -
 - Air Emissions and Maintenance Events (AEME)
- Manages user accounts
 - Controls access to reporting programs
 - Sets and maintains security functions

Creating/Updating a STEERS Account

- STEERS accounts are user based
 - Assigned to individuals
 - Not to be confused with Air Account numbers or Regulated Entity Reference Numbers (RN)
- Each person accessing STEERS should have their own STEERS account
 - STEERS account numbers: ER##### format
 - Do not share STEERS accounts with others
 - Your SPA states this – more later

Creating/Updating a STEERS Account (cont.)

- New users can create a new account.
To create a new account, click under the “I need” section of the STEERS login page.
- You must have a valid email address not already associated with a STEERS account.
Email is the method of communication between users and STEERS.
- Once you create your STEERS account you will receive an activation email.
- Please read and follow all onscreen instructions and prompts carefully.



Welcome to STEERS Test, the State of Texas
Environmental Electronic Reporting System.

Here is what you can do online in STEERS:

e-Permits\Registration:

- >> Aggregate Production Operations Registration
- >> Air New Source Review Registrations
- >> CAFO General Permit
- >> Concrete Batch Plants General Permit
- >> Municipal Solid Waste Notifications
- >> Pesticide General Permit
- >> Petroleum Storage Tank (PST) Self-Certifications
- >> Storm Water General Permits (Construction & Multi-Sector)
- >> Tax Relief for Pollution Control Property **NEW**
- >> Tier II Core Data

e-Reporting:

- >> Annual Emissions Inventory Report (AEIR)
- >> Air Emissions & Maintenance Events (AEME) Reporting
- >> Emissions Banking and Trading (EBT)
- >> Industrial & Hazardous Waste (IHW) NOR and Summaries
- >> Municipal Solid Waste (MSW) Reporting
- >> Pollution Prevention Planning (P2PLAN) Reporting
- >> Public Drinking Water (PDW)
- >> Training Roster Online Submittal (TROLS)

See [details of what you can do](#).

This is STEERS version 6.1.

Enter STEERS:

ER Account Number:

(ER + 6 digits)

Password:

Login



I need:

- [my password](#)
- [to create a new account](#)
- [to authorize another user's account](#)

Find Out When STEERS Will Be Offline

We do our best to ensure that STEERS is online when you need it. But for upgrades, security measures, and other maintenance, we must bring STEERS or one of its modules offline. We cannot predict emergency outages, but for scheduled downtimes, see our [STEERS maintenance schedule](#).





This is the STEERS TEST environment. If you want to create an OFFICIAL account, you must go to <https://www3.tceq.texas.gov/steers/>.

To create a new STEERS account:

1. You need the list of program areas and/or Ids to add to the account. For instructions, please click on the Help button at the top of the page.
2. Press the Create New Account button below.
3. A STEERS account verification email will be sent to the address you provide when the account is created. You must use the verification link contained in this email to set your account password.

New STEERS Account Information:

- New accounts are probationary and have limited access until STEERS receives a signed hard-copy SPA or the SPA is signed electronically using the account holder's Texas Drivers License. The signed SPA must be received to meet the EPA and legal requirements for electronic signatures.
 - If a signed SPA is not received by the STEERS team within:
 - **15 days** of the creation date, the account will be locked.
 - **30 days** of the creation date, the account will be archived.
- Only one account may be created in a 5-minute interval and only 20 accounts may be created in a 24-hour period
- Each STEERS account must have a unique e-mail address.
- A STEERS account is owned by an individual and not a company.

Note: To update an existing STEERS account, you must press Exit Application and log into STEERS.

[Create New Account](#)[Exit Application](#)



Applicant Information

14:40



Please enter the applicant's information below and press Next button to continue.
All fields marked with * are required.

Applicant Name

First Name:*

Middle Initial:

Last Name:*

Suffix: (Name suffix if applicable.)

Company Information

Company Name:* (Applicant's company.)

Title:* (Applicant's title.)

Contact Information

Email Address:* (Email must be unique.)

Phone Number:* (555 123 4567 Format.)

Extension: (Applicant's extension number.)

Country Code: (Only non-US phone numbers.)

Mailing Address

Address:* (Street address or PO Box.)

Extra Line: (Mail code or other information.)

City:*

State: (Required for US Address)

ZIP Code: - (Required for US Address)

Country:*

Territory: (Required for non-US Address)

Foreign Postal: (Required for non-US Address)



Creating/Updating a STEERS Account (cont.)

- You will select and provide answers to several security questions.

These will be used later during STEERS login as security and user verification.

- Program access can be set during account creation.

- Issues with this portion of STEERS can be directed to the TCEQ STEERS staff.

(512) 239-6925 or STEERS@tceq.texas.gov

Creating/Updating a STEERS Account (cont.)

- Login to access the STEERS home page and setup specific program access.
Returning users will see the list of programs to which they have access.
- To add or update program access click the “My Account” button.
- In the STEERS Access portion, select the appropriate program from the drop down list and click Go.



This is the STEERS TEST environment. If you want to submit OFFICIAL data to TCEQ, you must go to <https://www3.tceq.texas.gov/steers/>.

Welcome to STEERS Internet Version 6.2!

Notice: STEERS automatically logs out after 20 minutes of inactivity. Activity is defined by moving from one page to another, not by entering information on a page.

For more information on how to navigate this site, please visit our [Help](#) section.

Select Reporting Program Area: [Air Emissions and Maintenance Events \(AEME\)](#)

STEERS News:

There are no current news items.



Account Summary

Account: ER001762	Account Status: ACTIVE - unlocked
Name: Keith A Sheedy	Created: 06/05/2019
Company: TCEQ	Activated: 06/05/2019
Title: AIR LIAISON	Last Renewed: 10/25/2019
Email: keith.sheedy@tceq.texas.gov	
Phone: 512-239-1556	
Address: 12100 PARK 35 CIRCLE AUSTIN, TX 78711	

STEERS Access

Select STEERS Program to Add or Modify:

- Select program to add or modify -
- Aggregate Production Operations Registration (EPR_APO)
- Air Emissions and Maintenance Events (AEME)
- All New Source Review (EPR_NSR)
- Annual Emissions Inventory Report (AEIR)
- CAFO General Permit (EPR_CAFO)
- Concrete Batch Plants General Permit (EPR_TXG11)
- Discharge Monitoring Report (DMR)
- Emissions Banking and Trading (EBT)
- Industrial and Hazardous Waste (IHW)
- Municipal Solid Waste (MSW)
- Municipal Solid Waste Notifications (EPR_MSW)
- Occupational Licensing Computer Based Testing (CBT)
- Pesticide General Permit (EPR_PESTGP)
- Petroleum Storage Tank (PST)
- Pollution Prevention Planning (P2PLAN)
- Public Drinking Water - Laboratories (PDWLAB)
- Public Drinking Water - Systems (PDWSYS)
- Storm Water General Permits (EPR_SW)
- Tax Relief for Pollution Control Property (EPR_PROP2)
- Tier II Core Data (EPR_TIERII)
- Tier II Government Official (TIERII_GOV)
- Tier II Reporting (TIERII)
- Training Rosters Online Submittal (TROLS)

Go

Current Program Area

[Air Emissions and Maintenance Events](#)

Program

AEME



Creating/Updating a STEERS Account (cont.)

- Read and follow onscreen prompts
 - Especially for Access Type and Authorization
- Access Type
 - Read – View data only
 - Edit – Enter and edit data within STEERS
 - Submit – Certify and submit data to the TCEQ
- Authorization
 - Yourself – Self-authorization
 - Another person – Requires this person's verification
- AEME IDs to Add



To add IDs to the account: select a role, relationship, an authorization and either the IDs to add or an account to copy. Press Add IDs or Copy IDs to continue. Press Cancel when done.

Program Status

Access Type:

**** Pick Role ****

- AEME Read Only - view only
- AEME Edit - view, create, delete, and modify
- AEME Sign and Submit - view, create, delete, modify, sign and submit

Authorization

Select the appropriate relationship and authorization statement below.

What is the best description of you

- The Facility
- Parent Company
- Other

In the 'Air' world this means 'site' not the 'facility'.

Who is authorizing the access?(Select one of the following)

I, Keith A Sheedy, am applying for a read, edit, or preparer role and no specific company authorization is required.

-OR-

I, Keith A Sheedy, am applying for a sign and submit role and have the authority to enter into this Agreement for the Company under the applicable standards referred to in 30 TAC 101.201 and 30 TAC 101.211.

I, Keith A Sheedy, am applying for a sign and submit role and am authorized by the person below who does have the authority to enter into this Agreement for the Company under the applicable standards referred to in 30 TAC 101.201 and 30 TAC 101.211.

Authority: (Name of authorizing authority)

Title: (Title of authorizing authority)

Company: (Authorizing company)

Phone: (999-999-9999)



AEME IDs to Add:

You may enter each ID or copy IDs from another STEERS account.

Enter the air IDs the account needs to access.

You may enter either an Air Account number (without the hyphen) or a Regulated Entity reference number (RN + 9 digits). If you enter an account number and it is not found, try searching for the site RN number in the [TCEQ Central Registry](#).

<input type="text"/>	<input type="text"/>	<input type="text"/>	<input type="text"/>	<input type="text"/>
<input type="text"/>	<input type="text"/>	<input type="text"/>	<input type="text"/>	<input type="text"/>
<input type="text"/>	<input type="text"/>	<input type="text"/>	<input type="text"/>	<input type="text"/>
<input type="text"/>	<input type="text"/>	<input type="text"/>	<input type="text"/>	<input type="text"/>

Copy IDs from another account.

The other account holder must be employed by the same company. An account number starts with ER and is followed by 6 numbers.

Account Number:

STEERS Participation Agreement (SPA)

- The SPA document must be signed by each STEERS user by either
 - Paper signature or
 - Electronic signature using valid Texas driver's license.
- The SPA certifies that you understand and agree to all rules and requirements of STEERS and the programs you will access.
- Must be submitted for:
 - new STEERS accounts and
 - existing STEERS accounts when updating or adding new access
- Accounts are on probation until the SPA is submitted.



Reminder: This account has probationary program areas and/or program area IDs. These probationary IDs or areas have limited access. To get full access, a signed copy of the STEERS Participation Agreement (SPA) must be received by the TCEQ either by mail or electronically if you have a Texas Drivers License. If you have not sent in the SPA already, please do so.

Account Summary

Account: ER001175	Account Status: ACTIVE - unlocked
Name: David Bulloch I	Created: 02/14/2014
Company: TCEQ	Activated: 02/14/2014
Title: TESTER	Last Renewed: 08/14/2017
Email: adam.bullock@tceq.texas.gov	
Phone: 512-659-7777	
Address: 5504 JOE SAYERS ASUTIN, TX 78756	

STEERS Access

Select STEERS Program to Add or Modify:

<u>Current Program Area</u>	<u>Program</u>	<u># IDs</u>	<u># Probationary</u>
Air Emissions and Maintenance Events	AEME	3	0
Air New Source Review	EPR_NSR	N/A	0
Annual Emissions Inventory Report	AEIR	2	2

Air Emissions and Maintenance Event (AEME) Reporting






This is the STEERS TEST environment. If you want to submit OFFICIAL data to TCEQ, you must go to <https://www3.tceq.texas.gov/steers/>.

Welcome to STEERS Internet Version 6.2!

Notice: STEERS automatically logs out after 20 minutes of inactivity. Activity is defined by moving from one page to another, not by entering information on a page.

For more information on how to navigate this site, please visit our [Help](#) section.

Select Reporting Program Area: [Air Emissions and Maintenance Events \(AEME\)](#)



STEERS News:

There are no current news items.



Select Activity

Please select activity you wish to perform and press the "Go" button.

Initial Notification:

Final Report:

Select Activity

Please select activity you wish to perform and press the "Go" button.



Initial Notification:

Final Report:

- Create Initial Incident Notification
- Create Initial Incident Notification from Existing Incident**
- Edit Unsubmitted Initial Notifications
- Submit Initial Notification from My Work Area
- View Unsubmitted Initial Notifications
- View Submitted Initial Notifications with Incident Tracking Numbers
- Verify or Repudiate Submitted Initial Notifications
- Change a Scheduled Activity to an Emissions Event

Go

Incident Tracking Number:		Incident Status:	OPEN
Submittal Type:	INITIAL NOTIFICATION		
Name of Owner or Operator (CN): Change CN		Regulated Entity Number:	
Physical Location:	[REDACTED]		
Event/Activity Type:	<div style="border: 1px solid black; padding: 2px;"> EMISSIONS EVENT AIR STARTUP AIR SHUTDOWN MAINTENANCE EXCESS OPACITY ONLY </div>		
Date and Time Event Disclosed or Scheduled Activity Start (e.g., 05/02/2003 at 13:00):	<input type="text" value="10/24/2019"/> (mm/dd/yyyy) <input type="text" value="00:00"/> (24 hour clock, i.e., 13:00 rather than 1:00 pm)		
Event Duration:	<input type="text" value="24"/> hours	<input type="text" value="0"/> minutes	
List of Process Unit or Area Common Names Edit PCNs Add PCN			
gas sweetening unit 2			
List of Facility Common Names Edit FCNs Add FCN			
Facility Common Name	Facility Identification Number (FIN)		
HP Flash Drum	FD1		
List of Emission Point Common Names Add EPCN Ditto EPCN			
Emission Point Common Name	Emission Point Number (EPN)	Modify EPCN	
Flare 2	FL2	Edit EPCN	
Cause of Emission Event or Excess Opacity Event, or Reason for Scheduled Activity:			
<div style="border: 1px solid gray; padding: 5px;"> The gas sweetening unit 2 lost power due to a snake in the electrical box. </div>			
Actions Taken, or Being Taken, to Minimize Emissions And/or Correct the Situation:			
<div style="border: 1px solid gray; padding: 5px;"> Natural gas flow into the plant was reduced so gas sweetening unit 2 could be taken off line and repaired. </div>			



Process Unit or Area Common Names is not the name of the site and it is not normally the emissions point (e.g. Flare).

Facility Common Name is the facility that incurred the emissions event. For example it could be HP Flash Drum, but should not be the flare.

Emission Point Common Name should be the common name where the unauthorized emissions that exceeded a RQ were released to the atmosphere; for example a flare or vent.







Emission Point Common Name:	Flare 2
Emission Point Number:	FL2

List of Air Contaminant Compound(s):							
Description	Est. Quantity/ Opacity	Units	Emission Limit	Units	Authorization	Delete*	Error?
Sulfur dioxide	10000	POUNDS ▼	1000	LBS/HOUR ▼	1234	<input type="checkbox"/>	


*To delete a contaminant, check the corresponding box in this column and click "Save EPCN." You may check more than one contaminant for deletion at a time.

For the initial report only, required to report individual compounds or mixtures that have equaled or exceeded a RQ

List of Process Unit or Area Common Names		Edit PCNs	Add PCN
gas sweetening unit 2			
List of Facility Common Names		Edit FCNs	Add FCN
Facility Common Name	Facility Identification Number (FIN)		
HP Flash Drum	FD1		
List of Emission Point Common Names		Add EPCN	Ditto EPCN
Emission Point Common Name	Emission Point Number (EPN)	Modify EPCN	
Flare 2	FL2	Edit EPCN	
Cause of Emission Event or Excess Opacity Event, or Reason for Scheduled Activity:			
The gas sweetening unit 2 lost power due to a snake in the electrical box.			
Actions Taken, or Being Taken, to Minimize Emissions And/or Correct the Situation:			
Natural gas flow into the plant was reduced so gas sweetening unit 2 could be taken off line and repaired.			
Basis Used to Determine Quantities and Any Additional Information Necessary to Evaluate the Event:			
AP42 and process calculations			
Person Making Notification:	Keith Sheedy	Date/Time:	10/25/2019 03:27:49 PM
Notifier Phone:	512-2391556 ext:		
Incident Report Primary Contact:	Keith	Sheedy	<input type="checkbox"/> Same as Initial Notifier
	First Name	Last Name	
Contact E-mail:	keith.sheedy@tceq.texas.gov		
Contact Phone:	512	- 2391556	ext:
Notification Jurisdictions:			
REGION 10 - BEAUMONT			
Affirmative Defense:	The owner or operator of the regulated entity asserts this reported event or activity, as applicable, meets the applicable affirmative defense criteria. <input checked="" type="radio"/> Yes <input type="radio"/> No		
Publication Status:	VERIFIED		



Save and Submit. Then required to input password and hit "Confirm Submit" button.



Save Save and Submit Cancel Delete Initial Notification





Select Activity

Please select activity you wish to perform and press the "Go" button.

Initial Notification:

Final Report:

- Edit Unsubmitted Final Report in My Work Area
- Submit Final Report from My Work Area
- View Unsubmitted Final Reports in My Work Area
- View Submitted Final Report in TCEQ Database
- Verify or Repudiate Submitted Final Reports
- Change a Scheduled Activity to an Emissions Event




Search for Single Incident

To locate a single incident, enter the incident tracking number below and click "Go"

Incident Number:

Go




Select a Regulated Entity

Only Regulated Entities associated to your ER account with an active status and that have incidents meeting the following criteria will appear in the list below:

- The incident status is **Open**;
- The start date is after 01/31/03; and
- The event type is either Emissions Event, Startup, Shutdown, Maintenance or Excess Opacity Only.

1-2 of 2 Records

RN	Regulated Entity Name	Physical Address
RN100 [REDACTED]	STEERS TEST - [REDACTED]	[REDACTED]
RN100 [REDACTED]	STEERS TEST - [REDACTED]	[REDACTED]



[Return to AEME Home Page](#)



TCEQ Records - 1 incident found

1-1 of 1 Records

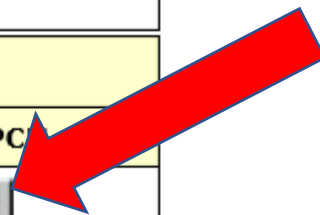

Incident Number	Start Date	Facility Common Name and FIN	Emission Point Common Name and EPN	Publication Status
304799	10/24/2019	HP Flash Drum - FD1	Flare 2 - FL2	VERIFIED

[Return to AEME Home Page](#)

[Select Another RN from List](#)

* The AEME Incid ID is an internal STEERS reference number for unsubmitted incidents in the work area.

Incident Tracking Number:	304799	Incident Status:	OPEN
Submittal Type:	FINAL REPORT		
Name of Owner or Operator (CN):	[REDACTED]	Regulated Entity Number:	[REDACTED]
Physical Location:	[REDACTED]		
Event/Activity Type:	EMISSIONS EVENT ▾		
Date and Time Event Discovered or Scheduled Activity Start: (e.g., 05/02/2003 at 13:27)	Start Date: <input type="text" value="10/24/2019"/> (mm/dd/yyyy) @ Start Time: <input type="text" value="00:00"/> (24 hour clock, i.e., 13:00 rather than 1:00 pm)		
Event Duration:	<input type="text" value="24"/> hours <input type="text" value="0"/> minutes		
List of Process Unit or Area Common Names <input type="button" value="Edit PCNs"/> <input type="button" value="Add PCN"/>			
gas sweetening unit 2			
List of Facility Common Names <input type="button" value="Edit FCNs"/> <input type="button" value="Add FCN"/>			
Facility Common Name	Facility Identification Number (FIN)		
HP Flash Drum	FD1		
List of Emission Point Common Names <input type="button" value="Add EPCN"/> <input type="button" value="Ditto EPCN"/>			
Emission Point Common Name	Emission Point Number (EPN)	Modify EPCN	
Flare 2	FL2	<input type="button" value="Edit EPCN"/>	
Cause of Emission Event or Excess Opacity Event, or Reason for Scheduled Activity:			
<div style="border: 1px solid gray; padding: 5px;"> <p>The gas sweetening unit 2 lost power due to a snake in the electrical box.</p> </div>			
Actions Taken, or Being Taken, to Minimize Emissions And/or Correct the Situation:			
<div style="border: 1px solid gray; padding: 5px;"> <p>Natural gas flow into the plant was reduced so gas sweetening unit 2 could be</p> </div>			



Emission Point Common Name:	Flare 2
Emission Point Number:	FL2

List of Air Contaminant Compound(s):

Description
Carbon Monoxide
NOX
Natural Gas VOCs
Sulfur dioxide

*To delete a compound, click on the "X" icon to the right of the compound name. You can only delete one compound at a time.

For the final report, all compounds or mixtures emitted must be listed, along with the estimated total quantities for those compounds or mixtures. Total quantities, not just the quantity above any applicable authorized emission limit.

For compounds or mixtures with an RQ \geq 100 pounds and the amount released was less than 10 pounds in a 24-hour period, can be listed as "other".

The authorized emission limit and the authorization number must be listed.

Q: What do I do if STEERS reporting is not available (off-line)?

A: Fax your emissions event report to the region.

- Reportable Event/Activity Notification/Reporting Form
https://www.tceq.texas.gov/assets/public/compliance/field_ops/fod_forms/upset/form_10360.pdf
- TCEQ Guidance – Form 10360
https://www.tceq.texas.gov/assets/public/compliance/field_ops/fod_forms/upset/eef_guide.pdf
- Electronic notification and reporting is not required for small businesses.

FAQ


October 31, 2019





Reports of Air Emission Events; What information is available on-line





- Data
- Forms
- Maps
- Public Notices
- Publications
- Records
- Webcasts
- TCEQ Online Services
e-Pay, Permits
Licenses, Reporting
Filing, Comments

[Home](#) / [Air Quality](#) / Emission Events

>> Questions or Comments:
oce@tceq.texas.gov

Reports of Air Emission Events

View reports sent to the TCEQ about air emission events under 30 TAC 101.201.

The TCEQ reports on air emission events ([30 TAC 101.201](#)) [Air Emission Event Report Database](#).

NEW If you are a frequent user you'll notice some changes to the database beginning on Oct. 31, 2018.

The structure it is now more user friendly. You will be able to search by incident number and search multiple counties. Search results will be more complete—including where the incident was reported, who it was reported to, the jurisdiction, and the event duration. And you can sort and export to an Excel spreadsheet.

Even though the functionality of the page has changed, the URL has not so you don't have to update your bookmark.

Related content

- [Air Emissions and Maintenance Events Reporting Form](#)

- Cleanups, Remediation
- Emergency Response
- Licensing
- Permits, Registration
- Preventing Pollution
- Recycling
- Reporting
- Rules

How are we doing? Take our customer satisfaction survey

<https://www.tceq.texas.gov/airquality/emission-events/eventreporting>




Search the Air Emission Event Report Database

Fill in the information in the form below to search for the air emission reports of interest to you. You may search by incident tracking number or by a combination of criteria. [Subscribe to a RSS feed for recent emission events.](#)

Search by Incident Number

Incident Number:



Search by Other Criteria

Please provide at least one search criteria to identify the air emission reports of interest to you. You may not specify a date prior to 01/31/2003. All dates should be entered as MM/DD/YYYY format.

Event Start Date Range: To (MM/DD/YYYY)

Event End Date Range: To (MM/DD/YYYY)

CN: (CN+9-digits)

Customer Name:

RN: (RN+9-digits)

Regulated Entity Name:

County:

- HOPKINS
- HOUSTON
- HOWARD
- HUDSPETH
- HUNT

Region:

Event Type:



- ALL--
- AIR SHUTDOWN
- AIR STARTUP
- EMISSIONS EVENT
- EXCESS OPACITY

Use Full Wildcard for name fields

Your search returned 19 records. You may also view and save this list with additional fields (county, region) as an [Excel spreadsheet](#).

1-19 of 19 Records

Incident #	RN	RE Name	Began	Ended	Event Type	Report Type	Report Date	Associated Customer
309709	RN107089328	HOWARD GLASCOCK SOUR GAS INJECTION FACILITY	01/13/2019 09:00 PM	01/14/2019 10:40 AM	EMISSIONS EVENT	INITIAL	05/30/2019	CN600126536 CITATION OIL & GAS CORP
309706	RN107089328	HOWARD GLASCOCK SOUR GAS INJECTION FACILITY	01/28/2019 09:55 PM	01/29/2019 01:00 PM	EMISSIONS EVENT	INITIAL	05/30/2019	CN600126536 CITATION OIL & GAS CORP
309702	RN107089328	HOWARD GLASCOCK SOUR GAS INJECTION FACILITY	02/26/2019 11:20 PM	02/27/2019 10:20 AM	EMISSIONS EVENT	INITIAL	05/30/2019	CN600126536 CITATION OIL & GAS CORP
309699	RN107089328	HOWARD GLASCOCK SOUR GAS INJECTION FACILITY	03/11/2019 12:00 AM	03/11/2019 04:00 PM	EMISSIONS EVENT	INITIAL	05/30/2019	CN600126536 CITATION OIL & GAS CORP
309698	RN107089328	HOWARD GLASCOCK SOUR GAS INJECTION FACILITY	03/13/2019 08:20 AM	03/13/2019 08:30 PM	EMISSIONS EVENT	INITIAL	05/30/2019	CN600126536 CITATION OIL & GAS CORP
309695	RN107089328	HOWARD GLASCOCK SOUR GAS INJECTION FACILITY	03/27/2019 02:50 PM	03/29/2019 01:20 PM	EMISSIONS EVENT	INITIAL	05/30/2019	CN600126536 CITATION OIL & GAS CORP
304946	RN100210392	BRITTANY BOOSTER STATION	03/18/2019 03:00 AM	03/18/2019 11:00 AM	EMISSIONS EVENT	INITIAL	03/18/2019	CN601229917 DCP OPERATING COMPANY LP
304830	RN100210392	BRITTANY BOOSTER STATION	03/15/2019 03:00 AM	03/15/2019 08:00 AM	EMISSIONS EVENT	INITIAL	03/16/2019	CN601229917 DCP OPERATING COMPANY LP
304829	RN102417961	LUTHER BOOSTER STATION	03/16/2019 05:00 AM	03/16/2019 09:59 AM	EMISSIONS EVENT	INITIAL	03/16/2019	CN601229917 DCP OPERATING COMPANY LP



Air Emission Event Report Database Incident 304946

Export emission point and contaminant information to  [Excel spreadsheet](#).



Incident Tracking Number:	304946	Incident Status:	CLOSED		
Report Type:	INITIAL	Report Date:	03/18/2019		
Name of Owner or Operator:	DCP OPERATING COMPANY LP	CN:	CN601229917		
Regulated Entity Name:	BRITTANY BOOSTER STATION	RN:	RN100210392		
Physical Location:	FROM BIG SPRINGS AT THE INTX OF 87 AND 200 GO S ON 87 FOR 11.9 MI TURN LEFT 10.5 MI TURN RIGHT AT MARATHON SIGN GO 1.1 MI TURN RIGHT THRU CATTLE GUARD GO 0.3 MI TO BOOSTER STATION ON RIGHT				
County:	HOWARD				
Event/Activity Type:	EMISSIONS EVENT				
Date and Time Event Discovered or Scheduled Activity Start:	03/18/2019 03:00 AM				
Date and Time Event or Scheduled Activity Ended:	03/18/2019 11:00 AM				
Event Duration:	8 hours, 0 minutes				
Process Unit or Area Common Names					
Brittany Booster Station					
Facility Common Name		Facility Identification Number (FIN)			
Vent		V-1			
1 - Emission Point Common Name:		Emission Point Number:			
Vent		V-1			
List of Air Contaminant Compounds - 1 total					
Description	Est. Quantity/ Opacity	Units	Emission Limit	Units	Authorization
NATURAL GAS	14644.08	POUNDS	0.11	TONS/YR	34627 (2/06/2001)
Cause of Emission Event or Excess Opacity Event, or Reason for Scheduled Activity:					
Booster went down due to high field scrubber level.					
Actions Taken, or Being Taken, to Minimize Emissions And/or Correct the Situation:					
DCP Operations found the actuator was not working correctly on the blowcase. Levels were lowered and the actuator replaced. Booster was put back online.					
Basis Used to Determine Quantities and Any Additional Information Necessary to Evaluate the Event:					
Carbon Dioxide: 226.5 {mcf/event} * 1000 {cf/mcf} * 0.003474 {mole fraction} * 44 {lb/lb-mole} / 385 {scf/lb-mole} Ethane: 226.5 {mcf/event} * 1000 {cf/mcf} * 0.094281 {mole fraction} * 30 {lb/lb-mole} / 385 {scf/lb-mole} Hexane: 226.5 {mcf/event} * 1000 {cf/mcf} * 0.010159 {mole fraction} * 86.2 {lb/lb-mole} / 385 {scf/lb-mole} i-Butane: 226.5 {mcf/event} * 1000 {cf/mcf} * 0.042694 {mole fraction} * 58.1 {lb/lb-mole} / 385 {scf/lb-mole} i-Pentane: 226.5 {mcf/event} * 1000 {cf/mcf} * 0.026771 {mole fraction} * 72.15 {lb/lb-mole} / 385 {scf/lb-mole} Methane: 226.5 {mcf/event} * 1000 {cf/mcf} * 0.421541 {mole fraction} * 16 {lb/lb-mole} / 385 {scf/lb-mole} n-Butane: 226.5 {mcf/event} * 1000 {cf/mcf} * 0.14131 {mole fraction} * 58.12 {lb/lb-mole} / 385 {scf/lb-mole} n-Pentane: 226.5 {mcf/event} * 1000 {cf/mcf} * 0.024411 {mole fraction} * 72.15 {lb/lb-mole} / 385 {scf/lb-mole} Nitrogen: 226.5 {mcf/event} * 1000 {cf/mcf} * 0.016997 {mole fraction} * 28 {lb/lb-mole} / 385 {scf/lb-mole} Propane: 226.5 {mcf/event} * 1000 {cf/mcf} * 0.218362 {mole fraction} * 44.1 {lb/lb-mole} / 385 {scf/lb-mole} VOC: Sum of emissions: 5665.30283 {lb/event for Propane} + 4831.76695 {lb/event for n-Butane} + 1136.34029 {lb/event for i-Pentane} + 1036.16611 {lb/event for n-Pentane} + 1459.31973 {lb/event for i-Butane} + 515.18796 {lb/event for Hexane}					
Initial Notification Date/Time:	03/18/2019 05:55 PM	Method:	STEERS		
Notification Jurisdictions:	REGION 07 - MIDLAND				
Publication Status:	VERIFIED BY A CUSTOMER				





Texas Audit Act



Other Avenues to Compliance

- ✓ The Texas Audit Act is one avenue to helping an entity achieve voluntary compliance
- ✓ The TCEQ Program Support and Environmental Assistance Division also offers assistance through programs like the EnviroMentor Program and other compliance assistance options.

Audit Act Incentives

- Limited evidentiary privilege for certain information gathered in a voluntary self-audit.
- Immunity from administrative and civil penalties for certain violations voluntarily disclosed as a result of such an audit.

Immunity

- TEX. HEALTH & SAFETY CODE §1101.151
- Disclosed violations may be granted immunity from administrative or civil penalties:
 - Proper notice of intent to conduct an audit
 - Proper, voluntary disclosure of violations
 - Violations corrected in a reasonable amount of time

TCEQ Publication RG-173

- A Guide to the Texas Environmental, Health, and Safety Audit Privilege Act
- May be found on our website at:
https://www.tceq.texas.gov/assets/public/comm_exec/pubs/rg/rg-173.pdf

TCEQ's Oil and Gas Web Site

- Oil and Gas Facilities: Compliance Resources:
<http://www.tceq.texas.gov/assistance/industry/oil-and-gas/oilgas.html>
- Compliance information on air, water, waste, and spill issues
- Guidance documents for local governments
- Sign up for email updates for Oil & Gas

Questions

Keith Sheedy, P.E.

Office of Compliance and Enforcement

512.239.1556

Keith.Sheedy@tceq.texas.gov

